


# Member Portal Quick Start Guide



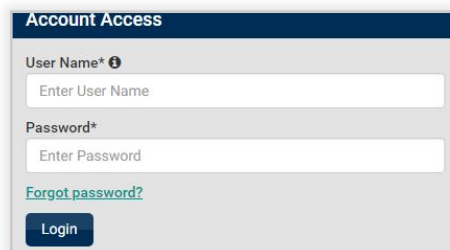
## Member Portal Access Instructions

### Registration

1. Visit your Member Portal at [www.iaatpa.com](http://www.iaatpa.com)
2. In the upper right corner of the site, click **Portal Login** and select Health Portal.
3. In the upper right corner of the site, click 
4. Fill out the Registration Form and click **Submit**.

### Logging In

Once you have registered for the Member Portal, you may use your username and password to log in. Access the login screen by clicking **Portal Login** on the right hand side of the website and selecting Health Portal.

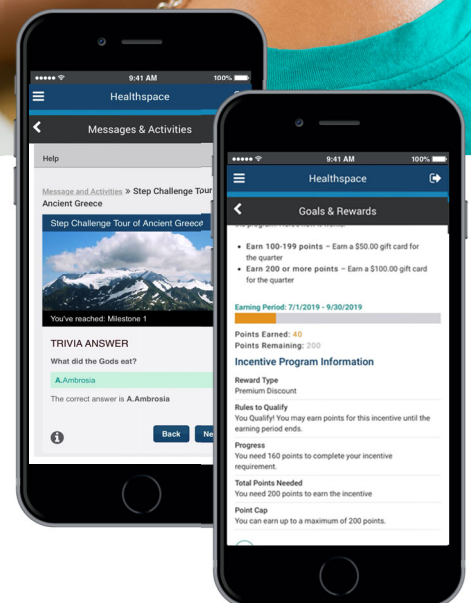


Account Access

User Name\* ⓘ

Password\*

[Forgot password?](#)



### Mobile App

Use your mobile device to access the same great health plan and wellness features of your Member Portal! Look for the **IAA Benefits** mobile app in the Apple App Store and Google Play Store.

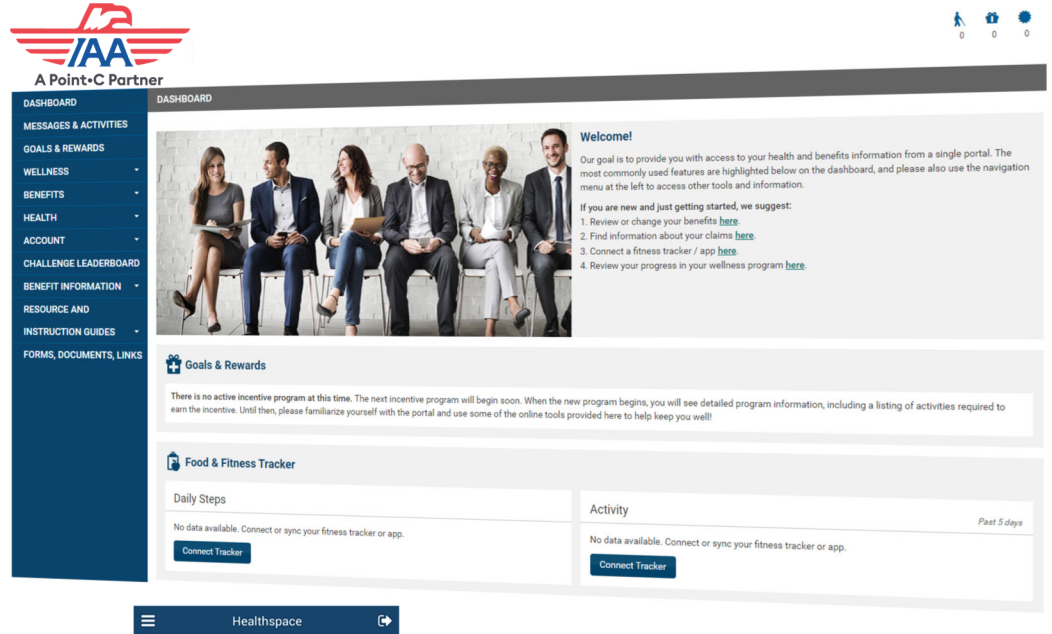
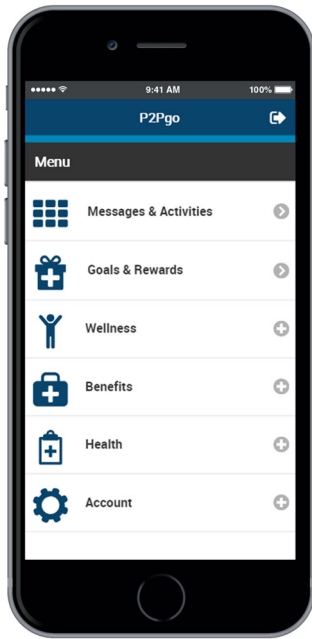


Access Your Member Portal at [www.iaatpa.com](http://www.iaatpa.com) or download the free **IAA Benefits** mobile app.

For plan questions and technical support please contact **856-470-1200** or [mis@iaatpa.com](mailto:mis@iaatpa.com)

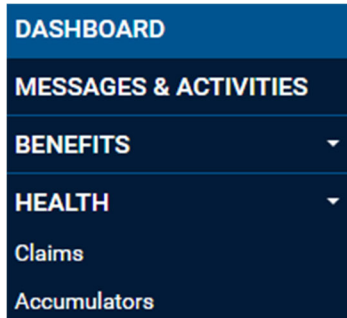
# Welcome to Your Member Portal!

Conveniently access your program information in one secure, online portal. Enjoy these easy-to-use features!



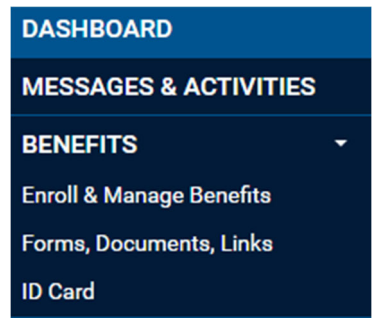
## Access to Claims and Explanations of Benefits

- View medical and Rx claims
- Keep track of current and past medications
- View expenses applied to deductible and out-of-pocket maximums



## Benefits Management

- Easily view and print plan documentation and forms
- Upload qualified life event documentation
- Complete coordination of benefits forms
- Print extra copies of your ID card



Access Your Member Portal at [www.iaatpa.com](http://www.iaatpa.com) or download the free **IAA Benefits mobile app**.

For plan questions and technical support please contact **856-470-1200** or [mis@iaatpa.com](mailto:mis@iaatpa.com)